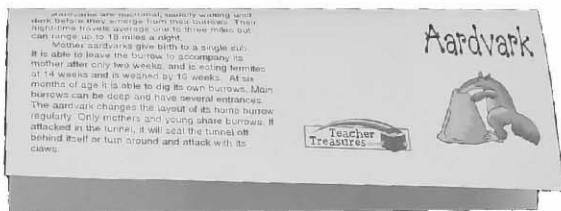


Pull and Peek Book Directions

Pages need to be copied doublesided the way they are in the book.

1. Fold sheet in half hot dog style.



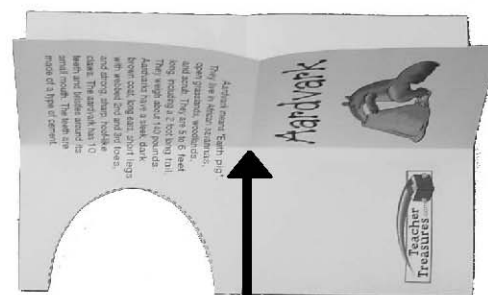
2. Open and fold in half hamburger style.



3. Fold each edge back to the center fold.




4. Cut a slit in the center on the fold to the fold. Cut out the window as shown.



cut slit

5. Grasp sides and pull up in opposite direction.



6. Fold into a four page book with the window in the second page.



7. Pull first and third page to view inside the window.

