











































## Unit 2: Patterning Assessment and Evaluation Chart







These outcomes and indicators from the curriculum have been simplified into "I Can..." statements that are appropriate for grade 2. **See rubric at end of chart.**

**P2.1 and P2.2** I can show that I understand repeating and **increasing** patterns.

Date	Lesson	Indicators	Reflection
	1	I can see a pattern core in a repeating pattern	<div> </div> <div> </div>
	1	I can describe and extend a double attribute pattern	<div> </div> <div> </div>
	1	I can use patterning language and words	<div> </div> <div> </div>
	2	I can create double attribute patterns	<div> </div> <div> </div>
	2	I can explain the rule used to create a pattern	<div> </div> <div> </div>
	3	I can predict a missing part of a pattern	<div> </div> <div> </div>
	3	I can predict what comes next in a pattern and extend the pattern to check	<div> </div> <div> </div>





Date	Lesson	Indicators	Reflection
	4	I can use strategies to solve pattern problems	   
	5	I can describe, copy, and add to an increasing pattern	   
	5	I can explain the rule for an increasing pattern	   
	6	I can make an increasing pattern and explain the rule	   
	6	I can show an increasing pattern in another mode	   
	6	I can make more than one increasing pattern with the same first element	   
	7	I can solve problems using increasing patterns	   
	7	I can show the errors in an increasing pattern	   
	8	I can show what I learned about patterns	   
	8	I completed the "Show What I Know" for patterns	   

## Rubric for Grade Two Math

Symbol	Words	Explanation
	<b>Wow!</b>	I can perform all activities and answer any question with no help. I understand all activities so well I could teach other students! I do extra activities and add my own learning
	<b>Yes</b>	I correctly perform almost all activities. Some of the harder activities do confuse me. I only need my instructor to help me with the harder activities.
	<b>Yes, but</b>	I can correctly show this many times but I usually need help from my instructor to get started. I need a bit more practice. I cannot complete most of the harder activities.
	<b>Just Starting</b>	I do not understand this. I can do some activities correctly but there are many that I cannot finish. I am not comfortable with this "I can" statement.





**\*\*It is okay for you to choose the "Just Starting" face. This helps you, and your instructor, decide what lessons or topics you might go back to before doing another unit or after completing another unit.**

A simple version to help you when you need a quick peek:

	Wow!	I do something <u>extra</u> . I could <i>teach</i> or <i>explain</i> it to someone.
	Yes	I can do it!
	Yes, but	I can do it with help. I need more practice.
	Just starting	I do not understand. I cannot finish. I will try another time.

*\*Tip: if you choose one symbol, but later after you practiced you are at a different symbol, just circle the second symbol as well. You'll remember that you practiced to become better!\**

*Example:*

Sept. 9			
Sept. 12	3	I can tell if a number is odd or even	  

After practicing