

## **Wire Tree Creations by Leah Baratta**

School	Lucky Lake School
Subject	Arts Education
Grade	3/4
Curriculum Outcome	<a href="#"><u>CP4.8</u></a> Create art works using a variety of visual art concepts (e.g., organic shapes), forms (e.g., kinetic sculpture, mural), and media (e.g., wood, wire, and found objects).
Materials needed	<div style="display: flex; justify-content: space-between;"> <div>           Wire            Spool of thread            Beads            Hot glue gun         </div> <div>           Wire cutters            Buttons            Cork screw         </div> </div>
Summary of what the artifact is	<p><b><u>Preparation:</u></b>            The class was given the opportunity to brainstorm creations they could make using wire and other found objects</p> <p><b><u>Incubation:</u></b>            Over the course of a couple days students would be given periods of time during art class to continue brainstorming and mull over their ideas. Students were encouraged to just think using their imagination and not to try and come to a conclusion or solution.</p> <p><b><u>Illumination:</u></b>            Some students struggled with this concept and so I allowed them to use the internet and books to research some crafts they could make with wire. Many student used Pinterest to gain inspiration. I didn't mind as I believe it is OK to get inspiration from sources outside oneself.</p>

## **Wire Tree Creations by Leah Baratta**

### **Evaluation:**

After discovering wire trees online most students agreed this would be a fun way to demonstrate their creativity and the fact that we had many of the tools to create the trees didn't hurt. After student created a miniature wire tree they were encouraged to create other wire sculptures. This is when I saw more creativity exposed.

### **Implementation:**

We gathered all necessary materials (some students gathered more as the process went along and their imagination flourished). As a class we problem solved with how large to make the trees so they wouldn't fall over, how many beads we should be putting on, how to shape the wire into different forms and how to safely use wire cutters.


### **Reflection:**

I think this was a great way for students to begin thinking creatively with wire. There are so many other creative projects we can make using wire and as students become more comfortable with their own imagination and working with wire I would like to explore them.


Examples below of creative projects made from wire that I would like to try:

## Wire Tree Creations by Leah Baratta

C - L - E - V - E - R



## Wire Tree Creations by Leah Baratta

	
<p>Demonstration of Creativity</p>	<p>See pictures below</p> <ul style="list-style-type: none"><li>Trees</li><li>Horse shoes</li><li>Birds nest</li><li>Dragonfly</li></ul>

## Wire Tree Creations by Leah Baratta





## **Wire Tree Creations by Leah Baratta**




## Wire Tree Creations by Leah Baratta





## Wire Tree Creations by Leah Baratta






## Wire Tree Creations by Leah Baratta



## Wire Tree Creations by Leah Baratta






## **Wire Tree Creations by Leah Baratta**





## **Wire Tree Creations by Leah Baratta**



## **Wire Tree Creations by Leah Baratta**





## **Wire Tree Creations by Leah Baratta**





## **Wire Tree Creations by Leah Baratta**



## A small sculpture titled 'Ava.S' is displayed on a light-colored, textured surface. The sculpture is constructed from a spool of thread, wire, and buttons. The base is a spool of thread with a blue label that reads 'American Thread Co. 100% COTTON 40/20 100% COTTON 40/20'. A wire is wrapped around the spool and extends upwards, forming a central stem. Several buttons are attached to the wire: a large blue button at the top, a smaller blue button, a brown button, and a small black button. A purple card with the text 'Ava.S' is placed next to the spool.

Ava.S



## **Wire Tree Creations by Leah Baratta**





## Wire Tree Creations by Leah Baratta






## **Wire Tree Creations by Leah Baratta**






## **Wire Tree Creations by Leah Baratta**





## Wire Tree Creations by Leah Baratta



## **Wire Tree Creations by Leah Baratta**





## Wire Tree Creations by Leah Baratta




## **Wire Tree Creations by Leah Baratta**





## Wire Tree Creations by Leah Baratta



## **Wire Tree Creations by Leah Baratta**

